

2022 DBA Annual Grand Meeting Agenda 4/8/22













NOTE: All proposed rule changes, changes to the constitution, officer nominations or resolutions should be submitted to the chairperson 1 week before the meeting.

	Agenda	Notes
AF	2021/22 MVP Awards	Prior to start of meeting, MVP award/balls will be presented to players later in season. Div 1: Mark Gorman (Storm) Div 2: Adam Cran (Spartans)
	Attendance	<u>Apologies:</u> Martin (ref sec), Dean (tigers), Archie (suns), Jill (storm), Martyn (treasurer) <u>Present:</u> Oli/Matt (Salisbury), Steve (Blazers), Mark (bears), John/Kasia (piranhas), Foxy (classics), Chris/Olly (seahawks), Iain (storm), Olly (Spartans), Chris (comp sec), Kev/Tim/Russ (Weymouth), craig (Bridport)
AF	Previous Minutes	> Confirmation of 2021 AGM minutes: Agreed
AF	Committee Nominations	> Take nominations and block vote where able: Below agreed Chair – Alex F / Gen Sec – Craig S / League Sec – Iain E / Comp Sec & Registrar – Chris C / Ref Sec – Martin S / Social & Web – Olly W / Treasurer – Martyn E / Welfare – Jill K / Junior Officer – John LP / Stats Officer – Tomas S
AF	Rules and constitution review	> See documents highlighted: All rules agreed, including an increase in costs for refs and removed jump ball rule for summer league. Agreed referee fees for new season L1/L2 £15, L3/L4 £20 with 40p per mile petrol allowance. > Nominated 7 rule 6.5 – consider same division: Those clubs with teams in the same division must nominate 7 > First aid kit added to table equipment (defib location included): Agreed
ME	Finance Report	<i>AF may need to give update in ME absence</i> > Accounts health: £5k plus > Teams with outstanding debts: none > Oct 2021 Grant application update: Referee Mentorship Bid £350.00 Awarded £350.00 Referee and TO quals Bid £500.00 Awarded £500.00 > Pay fee for those L2 completed - Agreed CVL – Young Players Bid £2,400.00 Awarded £0.00
OW	Website / PR	> Social media report: Great engagement, BE and other associations taking note of our good work. Members appreciated the buzz our social media has. > Press release success: OW will continue to push this and get paper press, as Bridport do so well locally.
CC	Registrar / Comp Report	> Portal reflection based on DBA team applications: BE failed to have portal open to match DBA deadline. CC will support teams to ensure they are up to date. > Number of members in DBA (rising/falling & junior/senior split): Last year 166 Senior / 118 Juniors.
IE CC	League & Cup	> Divisional allocation below agenda, subject to change based on teams' dialogue & applications: Agreed. > Playoffs will be included this season and will default to usual format, all teams within the division included, with knockout bracket: Agreed. > Cup/Plate will not take place, discussion to be had on if Summer League becomes a separate cup/plate competition: Agreed. > League format: IE and CC to create a conference style pre xmas competition that will ensure lower-level teams will not face D1 contenders (avoiding blow out games).
MS CM	Ref Report	> All teams to confirm one referee available for x5 appointments: Very healthy ref number so x5 might not be in effect but MS will endeavour to share out. > Teams to confirm each has competent table officials, emphasising importance of BE standards, but also consideration towards local league capacity: Agreed. > Success of referee development with tutor Chris Mills & allocated funding to support L2 referee course: Referee numbers are growing and MS will be charged with ensuring "travel partners" are allocated. > Update on August 7th (2-4pm) hosted referee courses & refresh day: CM updated on successes. > Referee costs as raised by BG Suns: Suns not present to add any further, however item was considered as part of rules review and changes voted and agreed.
JLP	Junior Update	> Ideas on number of clubs/teams entering: 5 > Age groups: u12/14/16/18 > Format: JLP to produce as part of the junior sub committee > Assignr to be used to appoint referees: Agreed
JK	Welfare Report	> Any teams that require safeguarding: Agreed > Any teams that require DBS: Agreed > Any referees that require SG & DBS: Agreed > All teams with no U18 must have completed waiver: Agreed
CS	Ladies	> Update on ladies' team: Wasn't as popular as hoped, but are changing the day and restarting in Sept. OW discussed junior girls camp to consolidate from across county. AF to explore funding potential to support.

AF	AOB	<p>> Do we want a bespoke scoresheet instead of BE version, similar to summer league? Just lower Div? All Div? Traditional scoresheet is encouraged as the default (not running score) however the will be a simplified one available for use if teams wish.</p> <p>> AF first aid £200 & coach licence £27.50 cover for coaching educator role: Agreed</p> <p>> Recognise Steve Evans L3 referee award and give SE £100 from our mentor budget: Agreed and noted thanks to Steve for his dedication.</p> <p>> Weymouth successful council application and encouragement of other teams: Teams now aware and able to contact Weymouth for advice and AF on approach/language.</p> <p>> Specific game ball for all teams to use? Ideally Wilson Evo NXT, but not essential. EC will explore potential of purchasing one for each club (that have played in DBA previously).</p>
----	-----	--

Examples:

Div 1	Div 2		Div 1	Div 2	Div 3
Bandits 1 Bears Bridport Oaks Salisbury Storm 1 Storm u18 Titans	Bandits 2 BG Suns Blazers Classics Legends Razors Seahawks Spartans Tigers		Bandits 1 Bears Oaks Salisbury Storm u18 Storm 1	Bandits 2 Bridport Classics Spartans Tigers Titans	BG Suns Blazers Legends Seahawks Razors

DIVISION 1							VISION 2						
	P	W	L	%	+/-	PTS		P	W	L	%	+/-	PTS
 BOURNEMOUTH BEARS	10	10	0	1.000	242	30	 DORSET SPARTANS	10	10	0	1.000	254	30
 BOURNEMOUTH OAKS	10	6	4	0.600	35	22	 WEYMOUTH BANDITS	10	8	2	0.800	300	26
 DORSET STORM II	10	6	4	0.600	72	19	 BOURNEMOUTH CLASSICS	10	6	4	0.600	51	23
 DORSET STORM I	10	3	7	0.300	-83	16	 BG SUNS	10	3	7	0.300	-44	15
 BRIDPORT EVOLUTION	10	3	7	0.300	-98	16	 BCS SEAHAWKS	10	2	8	0.200	-215	14
 SOUTH COAST TIGERS	10	2	8	0.200	-169	14	 SOUTHBOURNE BLAZERS	10	1	9	0.100	-336	12